


FACULTY OF LAW, POLITICS AND SOCIAL SCIENCES (FSJPS)

Fact sheet - International Relations



SUMMARY

INTRODUCTION.....p.4

CONTACT

International Relations contacts.....p.5

Address.....p.5

Faculty's website.....p.5

Website for incomers.....p.5

HOW TO APPLY ?

Language requirements.....p.6

Nomination deadlines.....p.6

Application deadlines.....p.6

Enrolment dates.....p.6

Documents required.....p.6

Visa.....p.6

HOW DO I CHOOSE MY COURSES ?

Conditions of course selection.....p.7

Courses catalogue.....p.7

French as foreign language.....p.7

Description of the institutional grading system.....p.8

ACADEMIC CALENDAR.....p.9

THE UNIVERSITY OF LILLE SUPPORTS YOU

The Maison Internationale.....p.10

Education and disability.....p.10

Erasmus placep.10

Student's support Apps.....p.10

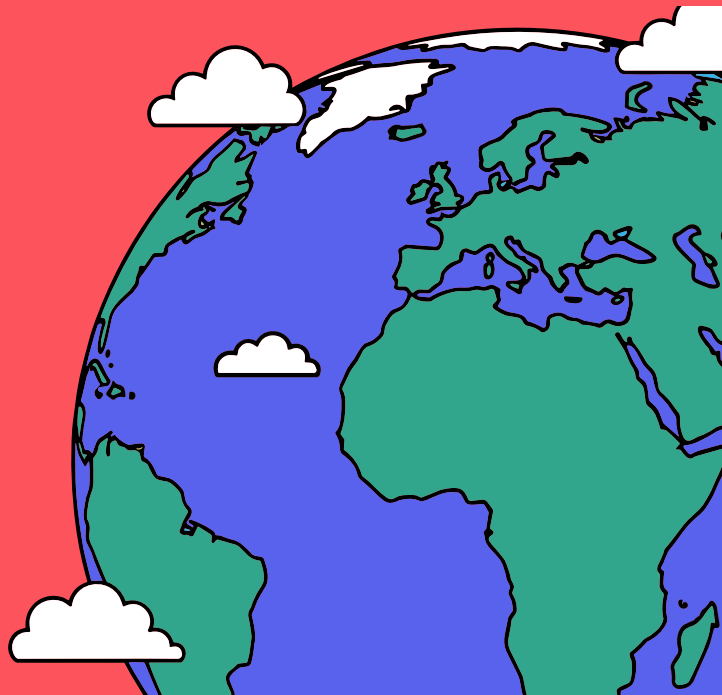
YOUR DAILY LIFE IN LILLE

Housing.....p.11
Apartment Guarantor.....p.12
Budget.....p.13
Housing allowance.....p.14
Opening a bank account.....p.15
Health insurance.....p.16
Commuting & Travelling.....p.17

CAMPUS FSJPS

How to reach the FSJPS.....p.18
How do I find my classrooms ?.....p.19
Your student card.....p.20
Catering on the campus.....p.21
Sports programm.....p.22
Activities.....p.24
Associations.....p.24

CHECKLIST & FURTHER TIPSp.25



INTRODUCTION

The Faculty of Law, Political and Social Sciences welcomes nearly 9,000 students in a range of courses, from bachelor's degrees to doctorates (7 undergraduate programs, 4 professionalizing undergraduate programs, 41 Masters, 13 University Diplomas). The courses are taught by almost 200 teachers/researchers in 4 research laboratories and nearly 1,000 professional contributors recognized for their skills and experience.

This wide-ranging, specialized offer is conducive to professional integration, particularly through the development of apprenticeships. On 44,000 m² of premises, students attend lectures in 13 lecture theaters, 45 practical classrooms, 6 language laboratories, 3 teaching innovation rooms (including a trial simulation room). The teaching team implement multi-disciplinary and interactive teaching methods, including serious games, negotiation and trial simulations.

Last but not least, the Faculty encourages and supports hundreds of students in their international mobility projects, through its network of partner universities in Europe and beyond.

Name of the Faculty

Faculty of Law, Political and Social Sciences - University of Lille

President of the University

Régis BORDET

Dean of the Faculty

Aymeric POTTEAU

Vice Dean for International Office

Marcel MORITZ

Erasmus code

F LILLE103

Fields of study

Law

ISCED Code 0420

Political Sciences and Civics

ISCED Code 0312

Economics

ISCED Code 0410

Website

www.univ-lille.fr

Faculty's website

www.droit.univ-lille.fr

CONTACT

International Relations contacts

Heads of internationalization :

- Anne-Marie GORISSE
- Diederik WAGENAAR (spanish speaking countries)

Head of International Relations :

- Sophie SARR

Mobility Managers :

- Béatrice DEPOORTER
- Daryna GROMOVA

Apprentice :

- Clément RAMOS

E-mail address

- ri-droit@univ-lille.fr

Address

- Université de Lille – FSJPS
1 Place Déliot, 59000 Lille
Bâtiment C – 2ème étage – salle C.2.10

Faculty's website

- <https://droit.univ-lille.fr>

Website for incomers

- <https://droit.univ-lille.fr/relations-internationales/i-am-an-international-student-1>



HOW TO APPLY ?

Language requirements

- B2 in French recommended. Any Language test or certificate is accepted
- B2 in English Compulsory. Any Language test or certificate is accepted

Nomination deadlines

- 1st term : 30th April
- 2nd term : 20th October

Your university must send the nomination of the selected students at ri-droit@univ-lille.fr with the name, surname, date of birth, specialities (ISCED code if applicable), duration of the mobility and e-mail address.

Application deadlines

- 1st term : 10th May
- 2nd term : 1st November

You must fill in your application form **ONLY** after having received the e-mail from the international office, and you must use your personal e-mail address, rather than your student university e-mail address.

Enrolment dates

- 1st term – from end of May to early June
- 2nd term – First week of December

Documents required

- Passport or Identity document
- Identity photo
- Cover letter
- Curriculum Vitae
- Learning agreement signed by you and your institution
- Language certificate
- Academic transcript of records
- EEuropean health insurance card or provisional certificate

Visa

If you are a non-European student, as soon as we send you the letter of acceptance, you must start the visa application procedure. We advise you to apply to a Student long stay visa.

A minimum financial guarantee will be requested by the embassy (615€ / month)

Once in France, students will have to validate the visa (50€)

For further information about the request procedure for each country are available onto : <https://france-visas.gouv.fr/>

HOW DO I CHOOSE MY COURSES ?

Conditions of course selection

Any student nominated to our faculty is authorised to select their courses in our three specialities:

- Law
- Political Science
- Economics

You can choose your courses from different levels, from 1st year undergraduate to 1st year Master. The number of credits recommended is 30 ECTS per semester, making 60 ECTS per year. Depending on your institution, you may need to validate more or less credits.

Please note that some master's level courses are limited to 5 places.

Course Catalogue

You can find the catalogue under the « Enroll in an exchange program » section of this link :

→ <https://droit.univ-lille.fr/relations-internationales/i-am-an-international-student-1>

Every undergraduate lecture is worth 5 ECTS, and 8 ECTS for Master lectures.

French as foreign language

Two sessions are available:

- Intensive session : 20 hours of lectures spread over a week (the first week of each semester). There are no ECTS for this session.
- Throughout the year : 24 hours of lesson per semester. There are 3 ECTS for each semester for this session

Both sessions will be subject to a placement test, and the lectures will be given at the « Pont de Bois » Campus

For more details you can send an e-mail to defi@univ-lille.fr



Description of the institutional grading system :

The grading system at French universities may differ from that of your home institution. The highest grade is 20 and the pass grade is 10.

ECTS – marking scale	Point Value (out of 20)	Transcript equivalence
A	16-20	Maxima summa cum laude : exceptional
B	14-15	Magna cum laude : Excellent
C	12-13	Cum laude : very good
D	10-11	11 = satisfactory 10 = pass
E	8-9	Fail
FX	5-8	Fail
F	0-5	Fail

1 full academic year = 60 credits

1 semester = 30 credits



ACADEMIC CALENDAR

FIRST / FALL SEMESTER

Welcome day
Early September

Start of courses
Early September

End of courses
Second week of January

Exam period
Mid December - Early January

Resit exams
June

SECOND/SPRING SEMESTER

Welcome day
Early January

Start of courses
Early January

End of courses
Mid April

Exam period
April-May

Resit exams
June



THE UNIVERSITY OF LILLE SUPPORTS YOU

The Maison Internationale

The “Maison Internationale” helps our students in the integration of their new environment: having a visa, opening a bank account etc. They organize activities every month, which will be communicated to every student at the beginning of every month. They also organize events every weekend.

Website

→ <https://international.univ-lille.fr/maison-internationale/>

E-mail address

→ maison-internationale@univ-lille.fr

Address

→ Bâtiment A4 – Cité Scientifique
59650 Villeneuve d’Ascq

Education and Special Needs

The University of Lille is heavily invested and involved in welcoming and supporting students with special needs, a policy that is based on making adaptations and personalised changes to meet the needs of each individual case. For more information, please contact :
→ incoming-specialneeds@univ-lille.fr

Erasmus place

Join Erasmus groups to stay connected, e.g. It is an association whose main mission is to create an inclusive and dynamic community. They often organize trips and events : www.erasmusplace.com

Student’s support Apps



→ Lilo - <https://play.google.com/store/apps/details?id=com.univlille.appetudiante&hl=fr>

Lilo is the official app of the University of Lille, designed to enhance student life.

YOUR DAILY LIFE IN LILLE

Housing

→ Student Housing CROUS

International students participating in an exchange program can apply for accommodation in student housing. There is a fixed number of rooms specifically reserved for international students. The request is made at the time of your application through our portal. All accommodations are eligible for APL (financial housing aid) and are exempt from housing tax. Since places are limited and in high demand, it is advisable to always have a plan B.

→ La Carte des Colocs

La Carte des Colocs is a website where you can find private housing offers, usually in shared apartments. You can contact potential flatmates directly and locate available accommodations on a city map.

→ Studapart

This online platform is a partner of the University of Lille. Prices are slightly higher than those of Crous accommodations and a service fee applies if you want to rent a property through this platform. A multilingual assistant (French, English, Spanish, Italian, Mandarin) is available to help you throughout the entire process. Additionally, Studapart can act as your guarantor and all offers are verified.



→ **Useful facebook groups**

@Location/Colocation Lille

@Logement Lille

@Lille Logement: lieux/ chambre/
appartement à louer

@Etudiants de Lille [Job, Sortie,
meeting]

→ **Hostel**

This is a temporary solution while you search for permanent housing (e.g., Auberge Stéphane Hessel / Eklo Hotel: 25€ per night).

For more details you can send an e-mail to exchange-helpdesk@univ-lille.fr

→ **Links towards more private sector accommodation :**

- <https://www.nexity-studea.com/en/student-housing/lille>
- <https://www.twenty-campus.com/fr/villes/lille/>
- <https://student-place.com/>
- <https://livin-france.com/fr>

If you are looking for private offers, always be cautious of scams. Never pay money before visiting the room or apartment, either in person or via an online tour.

Apartment Guarantor

It is important you have a guarantor to find housing in Lille. There are multiple services that act as such, like Cautioneo, Garantme, Studapart.

Usually, landlords require a guarantor who is a resident of France. There are several online services that can help you with this :

→ **Visale**

Visale is a system that provides a rental guarantee. It is available to everyone under the age of 30 and is free of charge, regardless of your financial situation. However, not all landlords accept the Visale guarantee. You can also consider Cautioneo, Garantme, or Studapart.

→ **Loca-Pass**

Loca-Pass offers a zero-interest loan to cover your deposit (one month's rent, excluding charges, up to a maximum of 1,200€). The loan must be repaid within 25 months, with instalments of at least 20€. This service is aimed at students and young professionals under 30.

For more detailed information, you can consult the Housing Guide of the Maison Internationale.



Budget

University residence	250€ - 450€ / month
Private studio	400€ - 750€ / month
Housing insurance (mandatory)	60€ / year
Restaurant	10€ - 25€
Cinema	9€ - 15€
Gym	20€ - 40€ / month
Public swimming pool	3€ - 5€
Transportation	31€ / month
Groceries	120€ - 200€ / month

Keep in mind that the prices are only estimates and can ultimately be significantly higher. Depending on your lifestyle, you will need approximately 500€-1,000€ per month.



Housing allowance

Even as an international student, you can potentially receive financial aid from the French government.

One of the first things you should do after arriving in Lille is to apply for the Aides Personnelles au Logement (APL), which you can receive under certain conditions :

- Your accommodation must be your principal residence.
- You must be a resident of the European Economic Area or the European Union, or have a scholarship. If you are a non EU / EEA resident without a scholarship, you are not eligible.
- Your accommodation must meet minimum comfort standards (at least 9 m² for one person, 16 m² for two people, or 70 m² for eight people).

Don't worry : you do not have to repay the aid after your stay.

The amount of financial aid depends on the area of the city you live in, your rent, and your income over the last 12 months. You can use the simulator here :

- <https://www.dca.fr/wps/portal/caffraidesetdemarches/mesdemarches/faireunesimulation/lelogement#/preparation>

You should prepare the following documents for your application:

- your identity card or passport
- confirmation from your previous and current health insurance
- your birth certificate
- your enrolment certificate
- your tenancy agreement
- your bank account details



Opening a bank account

You may need to open a bank account in France to manage all your financial matters, including bills and subscriptions.

Since this is a right recognized by French law, you can open an account at any bank in France. Be sure to compare the offers of different banks, especially regarding card fees, international transfers, and other services. Some banks even offer accounts free of charge for students.

Don't worry : opening a bank account couldn't be easier !

All you need to provide is your ID, proof of enrolment (or your student card) and proof of address.

While waiting for your permanent accommodation in France, you may, in some cases, use the address of your faculty's International Relations department. This can simplify setting up direct debits for your subscriptions using your bank account.

If you are from an EU country, you can also continue using your current bank account. Usually, there are no fees for payments with foreign credit cards in France. However, keep in mind that you may be charged a fee when withdrawing cash from ATMs.



Health insurance

In France, health insurance covers part of healthcare expenses, such as consultations, medication, tests, and more.

Students from outside the EU who stay for the entire academic year must register for the free health insurance through the CPAM (Caisse Primaire d'Assurance Maladie). It is important to note that this insurance does not cover all medical costs.

To avoid unexpected expenses, it is recommended to either purchase additional private insurance or

apply for the Complémentaire Santé Solidaire (CSS), which is available depending on income. Each student should also choose a primary care physician to ensure proper reimbursement and regular medical follow-up.

If you are an EU citizen and wish to keep your home-country health insurance, it is important to obtain a European Health Insurance Card (EHIC) before arriving in France, as this will make accessing medical care in France easier and more affordable.



Commuting & Travelling

Lille is a welcoming and touristic city with a rich cultural life. Thanks to its ideal location, you can reach Paris, Brussels, or even London in less than an hour by train. Living in Lille means enjoying a vibrant city with some of Europe's greatest capitals within easy reach.

→ **SNCF**

It is the French public railway company : <https://www.sncf-connect.com/>

→ **Ilevia**

Transport service in Lille and its surroundings. If you stay for several months, we advise you to buy a season ticket (with which you can take the subway, train, bike and bus). There is an office at the Subway stations « Lille Flandres » and « République Beaux-Arts », or their website <https://www.ilevia.fr/>

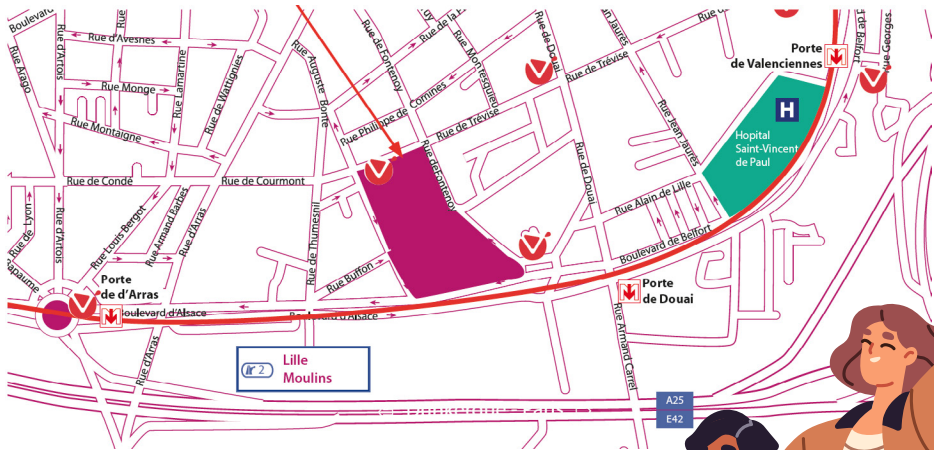
If you stay for several months, we recommend buying a season ticket, which allows unlimited use of the subway, train, bus, and bikes. Ilevia offices are located at the subway stations Lille Flandres.



CAMPUS FSJPS

How to reach the FSJPS

You can reach the FSJPS by taking the red line (Line 2) to Porte de Douai.



You can also take a bike. Ilevia offers the possibility to rent a bike at one of the multiple stations (one is directly in front of the university).

The first 30 minutes are always free. You can subscribe to the V'Lille service for 1.85€ for 24 hours, 8.05€ for a week or 41.50€ for a whole year.



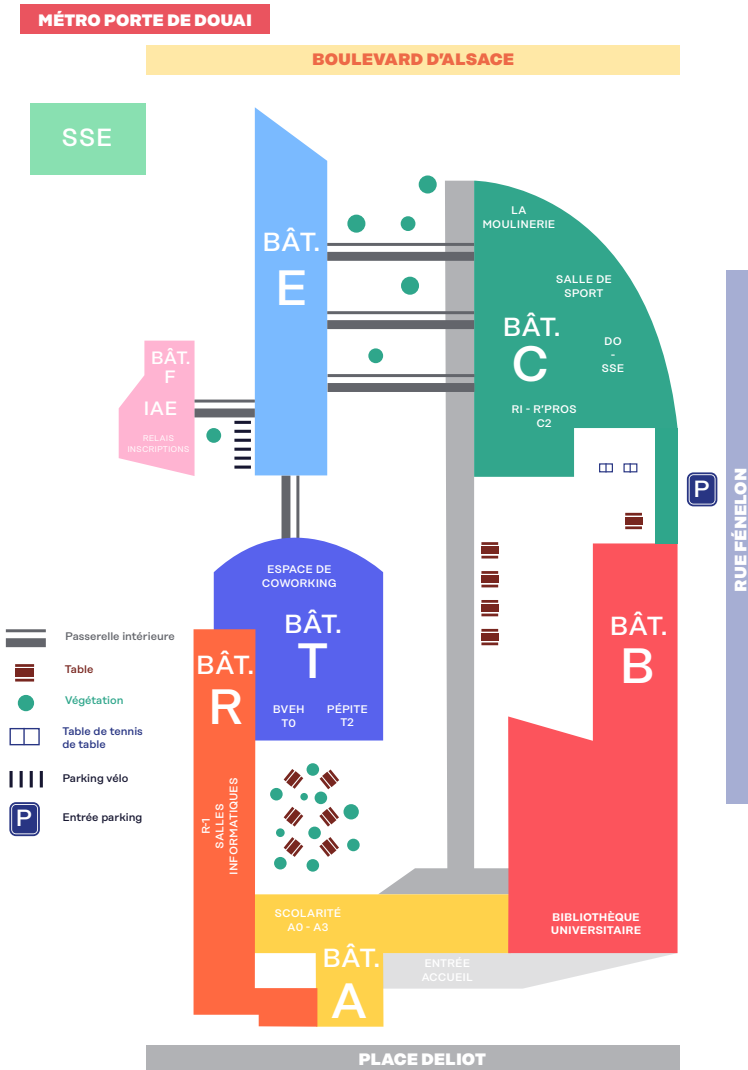
How do i find my classrooms ?

Your courses will usually take place either in a lecture hall (amphi) or in a regular classroom. Most lecture halls are located in Building C (Bât. C). Classroom names consist of the building letter, the floor number and the room number, as shown in the example below.

E 2.08

↙ ↑ ↘

Building - Floor - Room number



A student card

After your registration, the university will provide you with a student card. It will be given to you upon your arrival.

You can use your student card to borrow books from the library (as long as they are available for loan), to use the library printers, to access sports facilities, and to pay for your meals at the university restaurant. To pay with your student card at the university restaurants, you must activate your [Izly account](#).


You will automatically receive an email with all the information you

need to activate your account after your arrival. You can load money onto your student card through the Izly website or the mobile application.

This can be done with a credit card (minimum 10€), by direct deposit (minimum 5€), or in cash (minimum 5€) directly at the university restaurants.

Always carry your student card, as it is required to enter the campus and access services.

E-mail address : assistance-izly@crous-lille.fr



Catering on the campus

During the day, you can eat at one of the university restaurants. A meal costs 3.30€ when paid with Izly and includes one main course, two side dishes (starter, dessert, or cheese), and one piece of fruit. The restaurants always offer a vegetarian option, and sometimes even a vegan one. You can find the menu in the Lilu application or on [the Crous website](#) by selecting the restaurant where you wish to eat.

At the FSJPS, you can eat at the Lille-Moulins university restaurant (located just outside the faculty), which is only open at lunchtime.

With your student card, you can also eat at any of the other university restaurants in Lille, some of which are open in the evening. If you prefer not to eat at the university restaurant, you can visit the Brasserie in Building T, which is open from 7:30 to 16:00.

There, you can also benefit from the student menu for 3.30€, which includes a sandwich, a drink, and a dessert, as well as other dishes (not included in the menu). Payment can be made via Izly or by credit card.

You can have a reduced meal for 1€ if you are eligible according to your financial situation.



Medical treatment at the FSJPS

The Student Health Service (SSE) at the University of Lille issues medical certificates for sports or internships, provides vaccinations, and supports students who require study accommodations due to a disability. In terms of well-being, the SSE offers a wide range of consultations: general medicine, psychology, contraception, and gynecological care provided by a midwife.



It also offers social services (by appointment or on a walk-in basis), nursing care (blood tests, dressings, etc.), and personalized advice on nutrition, relaxation, and stress management. The Student Health Service is located on the Moulins Campus at 125 Boulevard d'Alsace in Lille (accessible via the Porte de Douai metro station). It is open Monday to Friday from 8:30 to 17:00.

E-mail address : sse@univ-lille.fr




Sport

The sports offer at the University of Lille is particularly diverse. A catalogue of more than 80 sports activities is available across all campuses.

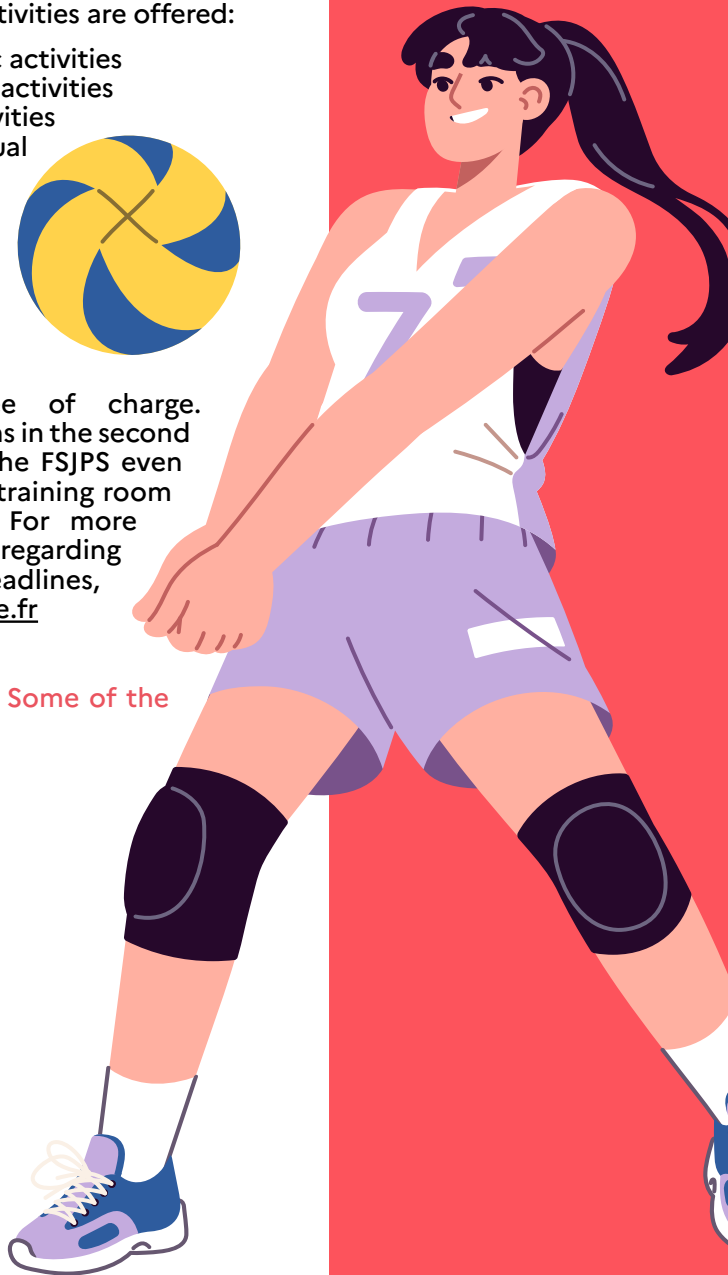
The following types of activities are offered:

- Gymnastic and artistic activities
- Fitness and well-being activities
- Outdoor physical activities
- Athletic and individual activities
- Team sports
- Combat sports
- Water sports
- Racket sports



All activities are free of charge. Registration usually begins in the second week of the semester. The FSJPS even has a dance and weight training room located in Building C. For more information, particularly regarding available courses and deadlines, please visit sport.univ-lille.fr

First come, first served ! Some of the courses are very popular.



Activities

Various cultural activities are offered, including music, singing, theater, digital and visual arts, literature, and dance workshops. The easiest way to find them is through Instagram accounts such as [@cultureulille](#) or [@sportunivlille](#). Additionally, don't hesitate to take advantage of the benefits offered by various cultural institutions thanks to your student status. You will only need to show your student card as proof.

Associations

Another significant advantage of the University of Lille is the diversity of its student associations. You can get involved in cultural, humanitarian, sports, and other types of associations.

At the beginning of each academic year, you have the opportunity to discover all of them during the Journées Immersion Vie Étudiante (JIVE).

For more information, visit the [FSJPS website](#) and follow the [FSJPS Instagram](#) account to stay updated.



CHECKLIST

Before your arrival:

- complete the application process ;
- apply for a visa if required ;
- choose and register for your courses ;
- find your accommodation ;
- obtain a European health card, if applicable ;
- prepare a budget plan.

After your arrival:

- Apply for Housing allowance (if you are eligible) ;
- open a French bank account, if necessary ;
- get a french mobile provider, if necessary ;
- subscribe to ilevia for public transport ;
- register for sports and cultural activities ;
- attend the orientation sessions at FSJPS to familiarize yourself with the campus, services and student associations ;
- collect your student card and activate your Izly account for meals.

During your stay:

- engage with local students and Erasmus peers to build your network ;
- explore the city and cultural opportunities ;
- keep track of your finances and accommodation payments ;
- attend events and activities offered to make the most of your experience.

End of your stay:

- cancel all your subscription on time (usually one month in advance) ;
- return borrowed library books and other borrowed equipment ;
- share feedback and rate your experience at FSJPS ;
- send your notice of departure from your accommodation (usually two months in advance)
- recommend the FSJPS to future Erasmus students.

FURTHER TIPS

- Take advantage of opportunities to practice French with native speakers ;
- Check with your teachers if you are allowed to bring a dictionary to your exams ;
- Follow the university's social media accounts to stay updated ;
- Keep copies of all important documents (passport, visa, accommodation contract, insurance).



Linktree

Faculty of Law, Political and Social Sciences
1, place Déliot – CS 10629
59024 Lille Cedex – France
Phone number : +33 (0)3 20 90 74 00